

1. Name of Listed Entity:Welspun Investments and Commercials Limited
2. Scrip Code/Name of Scrip/Class of Security: WELINV
3. Share Holding Pattern Filed under: 31b
4. Share Holding Pattern as on : 31-Mar-2019
5. **Declaration:** The Listed entity is required to submit the following declaration to the extent of submission of information:-

S. No.	Particulars	Yes/No	
1	Whether the Listed Entity has issued any partly paid up shares?	No	
2	Whether the Listed Entity has issued any Convertible Securities?	No	
3	Whether the Listed Entity has any shares against which depository receipts are issued?	No	
4	Whether the Listed Entity has any shares in locked-in?	No	
5	Whether any shares held by promoters are pledge or otherwise encumbered?	No	
6	Whether the Listed Entity has issued any differential Voting Rights?	No	
7	Whether the Listed Entity has issued any Warrants ?	No	

Table I - Summary Statement holding of specified securities

Category (I)	Category of shareholder (II)	Nos. of shareholders (III)	No. of fully paid up equity shares held (IV)	No. of Partly paid-up equity shares held (V)	No. of shares underlying Depository Receipts (VI)	Total nos. shares held (VII) = (IV)+(V)+(VI)	Shareholding as a % of total no. of shares (calculated as per SCRR, 1957) (VIII)	Number of Voting Rights held in each class of securities (IX)			No. of Shares Underlying Outstanding convertible securities (including Warrants) (X)	Shareholding, as a % assuming full conversion of convertible securities ( as a percentage of diluted share capital) (XI) = (VII)+(X)	Number of Locked in shares (XII)		Number of Shares pledged or otherwise encumbered (XIII)	Number of equity shares held in dematerialized form (XIV)
								As a % of (A+B+C2)	No of Voting Rights				Total as a % of (A+B+C)	No. (a)		
Class eg: X	Class eg: y	Total														
A	Promoter &	6	2725574	0	0	272557	74.58	2725	0	272	74.58	0	0	0	2725574	




	Promoter Group					4		574		557							
B	Public	15763	928902	0	0	928902	25.42	928902	0	928902	25.42	0	25.42	0	0.00		903446
C	Non Promoter-Non Public	0	0	0	0	0		0	0	0	0.00	0		0	0.00		0
C1	Shares underlying DRs	0	0	0	0	0		0	0	0	0.00	0		0	0.00		0
C2	Shares held by Employee Trusts	0	0	0	0	0	0.00	0	0	0	0.00	0	0.00	0	0.00		0
	Total	15769	3654476	0	0	3654476	100.00	3654476	0	3654476	100.00	0	100.00	0	0.00		3629020



Table II - Statement showing shareholding pattern of the Promoter and Promoter Group

Category & Name of the Shareholders (I)	PAN (II)	No. of share holder (III)	No. of fully paid up equity shares held (IV)	Partly paid-up equity shares held (V)	Nos. of shares underlying Depository Receipts (VI)	Total nos. shares held (VII = IV+V+VI)	Shareholding % calculate d as per SCRR, 1957 (VIII)	Number of Voting Rights held in each class of securities (IX)			No. of Shares Underlying Outstanding convertible securities (including Warrants) (X)	Shareholding %, as a % assuming full conversion of convertible securities (XI) = (VII)+(X) as a % of A+B+C2	Number of Locked in shares (XII)		Number of Shares pledged or otherwise encumbered (XIII)		Number of equity shares held in dematerialized form (XIV)		
								Class X	Class Y	Total			No. (a)	As a % of total Shares held (b)	No. (a)	As a % of total shares held (b)			
I a	Indian Individuals/Hindu undivided Family		0	0	0	0	0.00	0	0	0	0.00	0	0.00	0	0.00			0	
		6	2725574	0	0	2725574	74.58	2725574	0	2725574	74.58	0	74.58	0	0.00			2725574	
	Radhika Balkrishan Goenka	ANE PG04 98F	1	9130	0	0	9130	0.25	9130	0	9130	0.25	0	0.25	0	0.00			9130
	Balkrishan Goenka, Trustee of Welspun Group Master Trust	AAA TW39 35E	1	268068	0	0	268068	73.35	268068	0	268068	73.35	0	73.35	0	0.00			268068
	Balkrishan Goenka (HUF)	AAC HB94 82P	1	878	0	0	878	0.02	878	0	878	0.02	0	0.02	0	0.00			878
	Dipali Balkrishan Goenka	AEO PG48 86L	1	32728	0	0	32728	0.90	32728	0	32728	0.90	0	0.90	0	0.00			32728
	Balkrishan Gopiram Goenka	AEO PG48 91D	1	2229	0	0	2229	0.06	2229	0	2229	0.06	0	0.06	0	0.00			2229




	Rajesh R. Mandawewal a	AAC PM26 01D	1	1	0	0	1	0.00	1	0	1	0.00	0	0.00	0	0.00			1
b	Central Government/ State Government(s)		0	0	0	0	0	0.00	0	0	0	0.00	0	0.00	0	0.00			0
c	Financial Institutions/ Banks		0	0	0	0	0	0.00	0	0	0	0.00	0	0.00	0	0.00			0
d	Any Other (specify)		0	0	0	0	0	0.00	0	0	0	0.00	0	0.00	0	0.00			0
	Sub-Total (A)(1)		6	2725574	0	0	2725574	74.58	2725574	0	2725574	74.58	0	74.58	0	0.00			2725574
2	Foreign		0	0	0	0	0	0.00	0	0	0	0.00	0	0.00	0	0.00			0
a	Individuals (Non-Resident Individuals/ Foreign Individuals)		0	0	0	0	0	0.00	0	0	0	0.00	0	0.00	0	0.00			0
b	Government		0	0	0	0	0	0.00	0	0	0	0.00	0	0.00	0	0.00			0
c	Institutions		0	0	0	0	0	0.00	0	0	0	0.00	0	0.00	0	0.00			0
d	Foreign Portfolio Investor		0	0	0	0	0	0.00	0	0	0	0.00	0	0.00	0	0.00			0
e	Any Other (specify)		0	0	0	0	0	0.00	0	0	0	0.00	0	0.00	0	0.00			0
	Sub-Total (A)(2)		0	0	0	0	0	0.00	0	0	0	0.00	0	0.00	0	0.00			0
	Total Shareholding of Promoter and Promoter Group (A)=		6	2725574	0	0	2725574	74.58	2725574	0	2725574	74.58	0	74.58	0	0.00			2725574



(A)(1)+(A)(2)																			
---------------	--	--	--	--	--	--	--	--	--	--	--	--	--	--	--	--	--	--	--

Table III - Statement showing shareholding pattern of the Public shareholder


	Category & Name of the Shareholders (I)	PAN (II)	Nos. of share holder (III)	No. of fully paid up equity shares held (IV)	Partly paid-up equity shares held (V)	Nos. of shares underlying Depository Receipts (VI)	Total nos. shares held VII = IV+V+VI	Shareholding % calculated as per SCRR, 1957 As a % of (A+B+C2) VIII	Number of Voting Rights held in each class of securities (IX)			No. of Shares Underlying Outstanding convertible securities (including Warrants) (X)	Total shareholding, as a % assuming full conversion of convertible securities (as a percentage of diluted share capital) (XI)	Number of Locked in shares (XII)		Number of Shares pledged or otherwise encumbered (XIII)		Number of equity shares held in dematerialized form (XIV)	
									No of Voting Rights					Total as a % of Total Voting rights	No. (a)	As a % of total Shares held (b)	No. (Not applicable) (a)		As a % of total shares held (Not applicable) (b)
									Class X	Class Y	Total								
1	Institutions		0	0	0	0	0	0.00	0	0	0	0.00	0	0.00			0		
a	Mutual Funds/		3	221	0	0	221	0.01	221	0	221	0.01	0	0.01	0	0.00		4	
b	Venture Capital Funds		0	0	0	0	0	0.00	0	0	0	0.00	0	0.00	0	0.00		0	
c	Alternate Investment Funds		0	0	0	0	0	0.00	0	0	0	0.00	0	0.00	0	0.00		0	
d	Foreign Venture Capital Investors		0	0	0	0	0	0.00	0	0	0	0.00	0	0.00	0	0.00		0	
e	Foreign Portfolio Investors		0	0	0	0	0	0.00	0	0	0	0.00	0	0.00	0	0.00		0	
f	Financial Institutions/ Banks		4	76187	0	0	76187	2.08	76187	0	76187	2.08	0	2.08	0	0.00		76177	
	Life Insurance Corporation of India	AAA CL05 82H	1	76167	0	0	76167	2.08	76167	0	76167	2.08	0	2.08	0	0.00		76167	
g	Insurance Companies		0	0	0	0	0	0.00	0	0	0	0.00	0	0.00	0	0.00		0	



h	Provident Funds/ Pension Funds		0	0	0	0	0	0.00	0	0	0	0.00	0	0.00	0	0.00		0
i	Any Other (specify)		0	0	0	0	0	0.00	0	0	0	0.00	0	0.00	0	0.00		0
	Sub-Total (B)(1)		7	76408	0	0	76408	2.09	76408	0	76408	2.09	0	2.09	0	0.00		76181
2	Central Government/ State Government(s) )/ President of India		0	0	0	0	0	0.00	0	0	0	0.00	0	0.00	0	0.00		0
	Sub-Total (B)(2)		0	0	0	0	0	0.00	0	0	0	0.00	0	0.00	0	0.00		0
3	Non-institutions		0	0	0	0	0	0.00	0	0	0	0.00	0	0.00	0	0.00		0
a	Individuals -		15043	71239	0	0	71239	19.50	71239	0	71239	19.50	0	19.50	0	0.00		688402
i	Individual shareholders holding nominal share capital up to Rs. 2 lakhs.		15035	33975	0	0	33975	9.30	33975	0	33975	9.30	0	9.30	0	0.00		315767
ii	Individual shareholders holding nominal share capital in excess of Rs. 2 lakhs.		8	37263	0	0	37263	10.20	37263	0	37263	10.20	0	10.20	0	0.00		372635
	Surendrakumar Balkrishandas Agarwal	AAB PA78 89C	1	54985	0	0	54985	1.50	54985	0	54985	1.50	0	1.50	0	0.00		54985



	Anmol Sekhri	ALH PS99 57L	1	36910	0	0	36910	1.01	36910	0	36910	1.01	0	1.01	0	0.00		36910
	Meenadevi Surendrakumar Agarwal	AAB PA05 43R	1	43762	0	0	43762	1.20	43762	0	43762	1.20	0	1.20	0	0.00		43762
	Sandeep Halwasia	AAFF E213 1F	1	50179	0	0	50179	1.37	50179	0	50179	1.37	0	1.37	0	0.00		50179
	Gopi Kishan Malani	AAPP M332 2C	1	42856	0	0	42856	1.17	42856	0	42856	1.17	0	1.17	0	0.00		42856
	Sudha Premkumar Agarwal	AAB PA05 42Q	1	54334	0	0	54334	1.49	54334	0	54334	1.49	0	1.49	0	0.00		54334
	Suresh Manakchand Paharia	AAB PP17 27A	1	37474	0	0	37474	1.03	37474	0	37474	1.03	0	1.03	0	0.00		37474
	Mukesh Raghunathmal Chandan	AACP C674 0D	1	52135	0	0	52135	1.43	52135	0	52135	1.43	0	1.43	0	0.00		52135
b	NBFCs registered with RBI		1	7	0	0	7	0.00	7	0	7	0.00	0	0.00	0	0.00		7
c	Employee Trusts		0	0	0	0	0	0.00	0	0	0	0.00	0	0.00	0	0.00		0
d	Overseas Depositories (holding DRs) (balancing figure)		0	0	0	0	0	0.00	0	0	0	0.00	0	0.00	0	0.00		0
e	Any Other (specify)		712	140096	0	0	140096	3.83	140096	0	140096	3.83	0	3.83	0	0.00		138856
	Bodies Corporate		131	87683	0	0	87683	2.40	87683	0	87683	2.40	0	2.40	0	0.00		87347
	Clearing Members		30	1432	0	0	1432	0.04	1432	0	1432	0.04	0	0.04	0	0.00		1432



HUF	170	36738	0	0	36738	1.01	36738	0	36738	1.01	0	1.01	0	0.00		36738
Non-Resident Indian (NRI)	380	9733	0	0	9733	0.27	9733	0	9733	0.27	0	0.27	0	0.00		8829
Unclaimed or Suspense or Escrow Account	1	4510	0	0	4510	0.12	4510	0	4510	0.12	0	0.12	0	0.00		4510
Sub-Total (B)(3)	15756	852494	0	0	852494	23.33	852494	0	852494	23.33	0	23.33	0	0.00		827265
Total Public Shareholding (B)= (B)(1)+(B)(2)+(B)(3)	15763	928902	0	0	928902	25.42	928902	0	928902	25.42	0	25.42	0	0.00		903446





Table IV - Statement showing shareholding pattern of the Non Promoter- Non Public shareholder

Category & Name of the Shareholders (I)	PAN (II)	No. of share holders (III)	No. of fully paid up equity shares held (IV)	Partly paid-up equity shares held (V)	Nos. of shares underlying Depository Receipts (VI)	Total no. shares held (VII = IV+V+VI)	Shareholding % calculate d as per SCRR, 1957 As a % of (A+B+C2) (VIII)	Number of Voting Rights held in each class of securities (IX)			No. of Shares Underlying Outstanding convertible securities (including Warrants) (X)	Total shareholdin g, as a % assuming full conversion of convertible securities (as a percentage of diluted share capital) (XI)	Number of Locked in shares (XII)		Number of Shares pledged or otherwise encumbered (XIII)		Number of equity shares held in dematerializ ed form (XIV) (Not Applicable)	
								Class X	Class Y	Total			No.	As a % of total Shares held	No. (Not applicable)	As a % of total shares held (Not applicable)		
1	Custodian/DR Holder	0	0	0	0	0		0	0	0	0.00	0		0	0.00			0
2	Employee Benefit Trust (under SEBI (Share based Employee Benefit) Regulations, 2014)	0	0	0	0	0	0.00	0	0	0	0.00	0	0.00	0	0.00			0
	Total Non-Promoter- Non Public Shareholding (C)= (C)(1)+(C)(2)	0	0	0	0	0		0	0	0	0.00	0		0	0.00			0

Table II- Unclaim Details

Details of Shares which remain unclaimed may be given here along with details such as number of shareholders, outstanding shares held in demat/unclaimed suspense account, voting rights which are frozen etc.	
No. of shareholders	No of share held

Table III- Unclaim Details

Details of Shares which remain unclaimed may be given here along with details such as number of shareholders, outstanding shares held in demat/unclaimed suspense account, voting rights which are frozen etc.			
No. of shareholders	No of share held		
1	4510		4510

Table III- Person in Concert

Details of the shareholders acting as persons in Concert including their Shareholding			
Name of shareholder	Name of PAC	No. of share	Holding %

