

Name of the Company: WELSPUN INVESTMENTS AND COMMERCIALS LIMITED

Scrip Code :- NSE: WELINV

Quarter Ended :

Mar-12


BSE: 533252

Name of the Scrip

Class of Security Equity

PARTLY PAID SHARE	No. of Partly paid-up Shares	As a % of total No. of Partly paid-up Shares	As a % of total No. of Shares of the Company
Held by Promoter/ Promoter Group	-	-	-
Held by public	-	-	-
Total	-	-	-
OUTSTANDING CONVERTIBLE SECURITIES (Foreign Currency Convertible Bonds)	No. of Outstanding Securities	As a % of total No. of Outstanding Convertible Securities	As a % of total No. of Shares of the Company assuming full conversion of the Convertible Securities
Held by Promoter/ Promoter Group	-	-	-
Held by public	-	-	-
Total	-	-	-
OUTSTANDING CONVERTIBLE SECURITIES (Compulsorily Convertible Debenture)	No. of Outstanding Securities	As a % of total No. of Outstanding Convertible Securities	As a % of total No. of Shares of the Company assuming full conversion of the Convertible Securities
Held by Promoter/ Promoter Group	-	-	-
Held by public	-	-	-
Total	-	-	-
WARRANTS	No. of Warrants	As a % of total No. of Warrants	As a % of total No. of Shares of the Company assuming full conversion of Warrants
Held by Promoter/ Promoter Group	-	-	-
Held by public	-	-	-
Total	-	-	-
Total Paid-Up capital of the Company, assuming full conversion of Warrants and Convertible Securities			3,654,476

Sr. No.	Category of Shareholder	Number of Shareholders	Total number of shares	Number of shares held in dematerialized form	Total shareholding as a percentage of total number of shares		Shares pledged or otherwise encumbered	
					As a % of (A+B) <sup>1</sup>	As a % of (A+B+C)	No. of shares	As a % (IX=VIII/IV)* 100
I	II	III	IV	V	VI	VII	VIII	IX
(A)	Shareholding of Promoter and Promoter Group <sup>2</sup>							
1	Indian							
(a)	Individuals/ Hindu Undivided Family	5	44,966	44,966	1.23	1.23	-	-
(b)	Central Government/ State Government(s)	-	-	-	-	-	-	-
(c)	Bodies Corporate	10	1,616,741	1,616,741	44.24	44.24	-	-
(d)	Financial Institutions/ Banks	-	-	-	-	-	-	-
(e)	Any Others (Specify)	-	-	-	-	-	-	-
(e-i)		-	-	-	-	-	-	-
	Sub Total(A)(I)	15	1,661,707	1,661,707	45.47	45.47	-	-
2	Foreign							
a	Individuals (Non-Residents Individuals/ Foreign	-	-	-	-	-	-	-
b	Bodies Corporate	-	-	-	-	-	-	-
c	Institutions	-	-	-	-	-	-	-
d	Any Others (Specify)	-	-	-	-	-	-	-
d-i		-	-	-	-	-	-	-
	Sub Total(A)(2)	-	-	-	-	-	-	-
	Total Shareholding of Promoter and Promoter Group (A)= (A)(1)+(A)(2)	15	1,661,707	1,661,707	45.47	45.47	-	-
(B)	Public shareholding							
1	Institutions							
(a)	Mutual Funds/ UTI	8	57,196	56,652	1.57	1.57	-	-
(b)	Financial Institutions / Banks	7	379,049	379,039	10.37	10.37	-	-
(c)	Central Government/ State Government(s)	-	-	-	-	-	-	-
(d)	Venture Capital Funds	-	-	-	-	-	-	-
(e)	Insurance Companies	1	7,206	7,206	0.20	0.20	-	-
(f)	Foreign Institutional Investors	9	274,169	274,169	7.50	7.50	-	-
(g)	Foreign Venture Capital Investors	-	-	-	-	-	-	-
(h)	Any Other (specify)	-	-	-	-	-	-	-
	Sub-Total (B)(1)	25	717,620	717,066	19.64	19.64	-	-
B 2	Non-institutions							
(a)	Bodies Corporate	348	268,667	268,247	7.35	7.35	-	-
(b)	Individuals	-	-	-	-	-	-	-
I	Individual shareholders holding nominal share capital up to Rs 1 lakh	23,359	415,645	386,861	11.46	11.46	-	-
II	Individual shareholders holding nominal share capital in excess of Rs. 1 lakh.	2	103,000	103,000	2.82	2.82	-	-
(c)	Any Other (specify)	-	-	-	-	-	-	-
(c-i)	Overseas - Bodies Corporate	1	453,973	453,973	12.42	12.42	-	-
(c-ii)	clearing member	60	7,187	7,187	0.20	0.20	-	-
(c-iii)	Non-Resident Indian (Repatriation)	474	19954	18769	0.55	0.55	-	-
(c-iv)	Non-Resident Indian (Non-Repatriation)	65	2708	2708	0.07	0.07	-	-
(c-v)	Trust	1	15	15	0.00	0.00	-	-
(c-vi)	HUF	1	1000	1000	0.03	0.03	-	-
	Sub-Total (B)(2)	24,311	1,275,149	1,241,760	34.87	34.87	-	-
(B)	Total Public Shareholding (B)= (B)(1)+(B)(2)	24,316	1,992,769	1,958,826	54.50	54.50	-	-
	TOTAL (A)+(B)	24,351	3,654,476	3,620,533	100	100	-	-
(C)	Shares held by Custodians and against which Depository Receipts have been issued							
(1)	Promoter and Promoter Group	-	-	-	-	-	-	-
(2)	Public	-	-	-	-	-	-	-
	GRAND TOTAL (A)+(B)+(C)	24,351	3,654,476	3,620,533	100	100.00	-	-




(j) (b) Statement showing holding of securities (including shares, warrants, convertible securities) of persons belonging to the category "Promoter and Promoter Group"

Sr. No.	Name of the shareholder	Details of Shares Held				Details of Warrants				Details of Convertible Securities			Total shares (including underlying shares amounting full conversion of warrants and convertible securities) as a % of diluted share capital
		Number of shares held	As a % of Grand Total (A)+(B)+(C)	Number pledged or otherwise encumbered	As a % of Total (A)-(B)+(C) of sub clause 1(a)	Number of Warrants Held	As a % of total number of Warrants of the same class	Number of convertible Securities held	As a % of total number of convertible securities of the same class				
		III	IV	V	VI=(V/III)* 100	VII	VIII	IX	X	XI	XII		
1	DEEPAJI GOENKA		0.90	-	-	-	-	-	-	-	0.90		
2	RADHIKA GOENKA	32,728	0.25	-	-	-	-	-	-	-	0.25		
3	B.K.GOENKA	9,130	0.06	-	-	-	-	-	-	-	0.06		
4	B.K.GOENKA (HUF)	2,229	0.02	-	-	-	-	-	-	-	0.02		
5	RAJESH R. MANDAYEWALA	878	0.00	-	-	-	-	-	-	-	0.00		
6	WEI SPUN MERCANTILE LTD	1	12.40	-	-	-	-	-	-	-	12.40		
7	WEI SPUN HENTRADE LTD	453,054	17.70	-	-	-	-	-	-	-	17.70		
8	WEI SPUN WINTEXT LTD	646,956	9.82	-	-	-	-	-	-	-	9.82		
9	KRISHIRAJ TRADING LTD	358,978	3.63	-	-	-	-	-	-	-	3.63		
10	WEI SPUN FINANCE LTD	137,665	0.67	-	-	-	-	-	-	-	0.67		
11	METHODOICAL INV & FIN PVT. LTD	24,654	0.01	-	-	-	-	-	-	-	0.01		
12	WEI SPUN CORP LIMITED	349	0.00	-	-	-	-	-	-	-	0.00		
13	WEI SPUN SYNTEX LTD	5	0.00	-	-	-	-	-	-	-	0.00		
14	WEI SPUN ZUCCHI TEXTILES LTD	67	0.00	-	-	-	-	-	-	-	0.00		
15	WEI SPUN STEEL LTD	5	0.00	-	-	-	-	-	-	-	0.00		
Sub Total		1,661,707	45.47	-	-	-	-	-	-	-	45.47		




(1)(c) (i) Statement showing holding of securities (including shares, warrants, convertible securities) of persons belonging to the category "Public" and holding more than 1% of the total number of shares of the Company.

Sr. No.	Name of the shareholder	Number of shares held	Shares as a % of total number of shares i.e. Grand Total (A)+(B)+(C) indicated in Statement at para (1)(a) above)	Details of Warrants			Details of Convertible Securities		Total shares (including underlying shares assuming full conversion of warrants and convertible securities) as a % of diluted share capital
				Number of Warrants Held	As a % of total number of Warrants of the same class	Number of convertible Securities held	As a % of total convertible securities of the same class		
				V	VI	VII	VIII	IX	
1	II	III	IV	-	-	-	-	12.42	
2	DUNEARN INVESTMENT MAURITIUS PTE LTD	453,973	8.23	-	-	-	-	8.23	
	IFCI LTD	300,859		-	-	-	-		
3	GAYATRI EXIM PVT. LTD	115,000	3.15	-	-	-	-	3.15	
4	MAVI INVESTMENT FUND LIMITED	104,889	2.87	-	-	-	-	2.87	
5	HSBC GLOBAL INVESTMENT FUNDS A/CHSBC GLOBAL INVESTMENT FUNDS MAURITIUS LTD	98,085	2.68	-	-	-	-	2.68	
6	ASHISH DHAWAN	77,500	2.12	-	-	-	-	2.12	
7	LIFE INSURANCE CORPORATION OF INDIA	76,167	2.08	-	-	-	-	2.08	
8	BAYTREE INVESTMENTS MAURITIUS PTE LTD	61,650	1.69	-	-	-	-	1.69	
9	UTI - CONTRA/EQUITY FUND	56,648	1.55	-	-	-	-	1.55	
10	GRESANT TRADING PVT. LTD	45,498	1.24	-	-	-	-	1.24	
11	INTERNATIONAL SYNTHARS PVT. LTD	45,291	1.24	-	-	-	-	1.24	
	TOTAL	1,435,560	39.28	-	8.00	-	-	39.28	



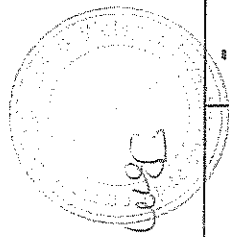
(1)(c) (ii) Statement showing holding of securities (including shares, warrants, convertible securities) of persons (together with PAC) belonging to the category "Public" and holding more than 5% of the total number of shares of the Company

Sr. No.	Name(s) of the shareholder(s) and the Persons Acting in Concert (PAC) with them	Number of shares held	Shares as a % of total number of shares i.e., Grand Total (A)+(B)+(C) indicated in Statement at Para (1)(a) above)	Details of Warrants			Details of Convertible Securities			Total shares (including underlying shares amounting full conversion of warrants and convertible securities) as a % of diluted share capital
				Number of Warrants Held	As a % of total number of Warrants of the same class	Number of convertible Securities held	As a % of total number of convertible securities of the same class			
1	H DUNEARN INVESTMENT MADRITUS PTE LTD	III 453,973	IV 12.42	V -	VI -	VII -	VIII -	IX 12.12		
2	IFCI LTD	300,859	8.23	-	-	-	-	-	8.23	
	TOTAL	754,832	20.65	-	-	-	-	20.65		




(I)(d) Statement showing details of locked-in shares

Sr. No.	Name of the shareholder	Category of Shareholders (Promoters/ Public)	No. of Shares	Locked-in shares as a % of total number of shares i.e., Grand Total (A)+(B)+(C) indicated in Statement at para (I)(a) above)
1				0.00
	TOTAL		-	0.00



(II)(a) Statement showing details of Depository Receipts (DRs)

Sr. No.	Type of outstanding DR (ADRs, GDRs, SDRs, etc.)	Number of outstanding DRs	Number of shares underlying outstanding DRs	Shares underlying outstanding DRs as a % of total number of shares [i.e., Grand Total (A)+(B)+(C) indicated in Statement at para (I)(a) above]
1				-
2		-	-	-
TOTAL		-	-	-



(II)(b)

Statement showing Holding of Depository Receipts (DRs), where underlying Shares held by Promoter/Promoter Group are in excess of 1% of the total number of shares

Sr. No.	Name of the DR Holder	Type of outstanding DR (ADRs, GDRs, SPDRs, etc.)	Number of shares underlying outstanding DRs	Shares underlying outstanding DRs as a percentage of total number of shares (i.e., Grand Total (A)+(B)+(C) indicated in Statement at para (I)(a) above)
1			-	-
2			-	-
TOTAL			-	-

